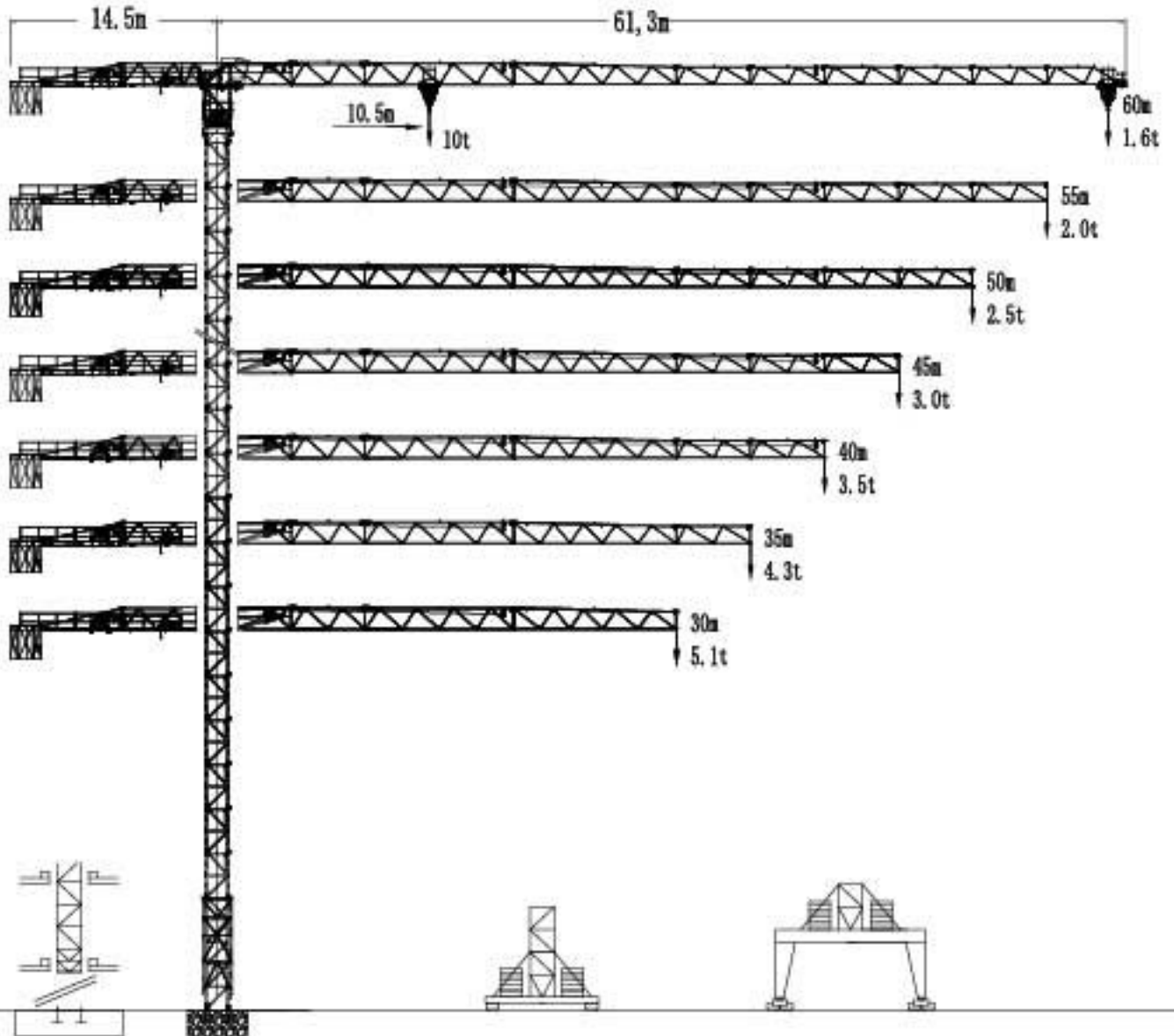
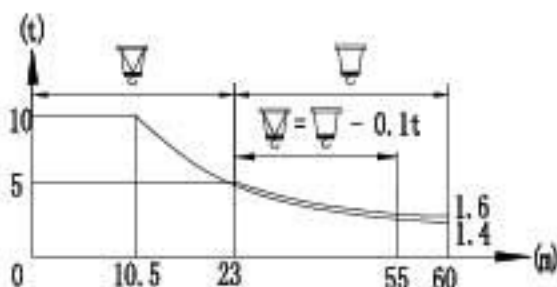
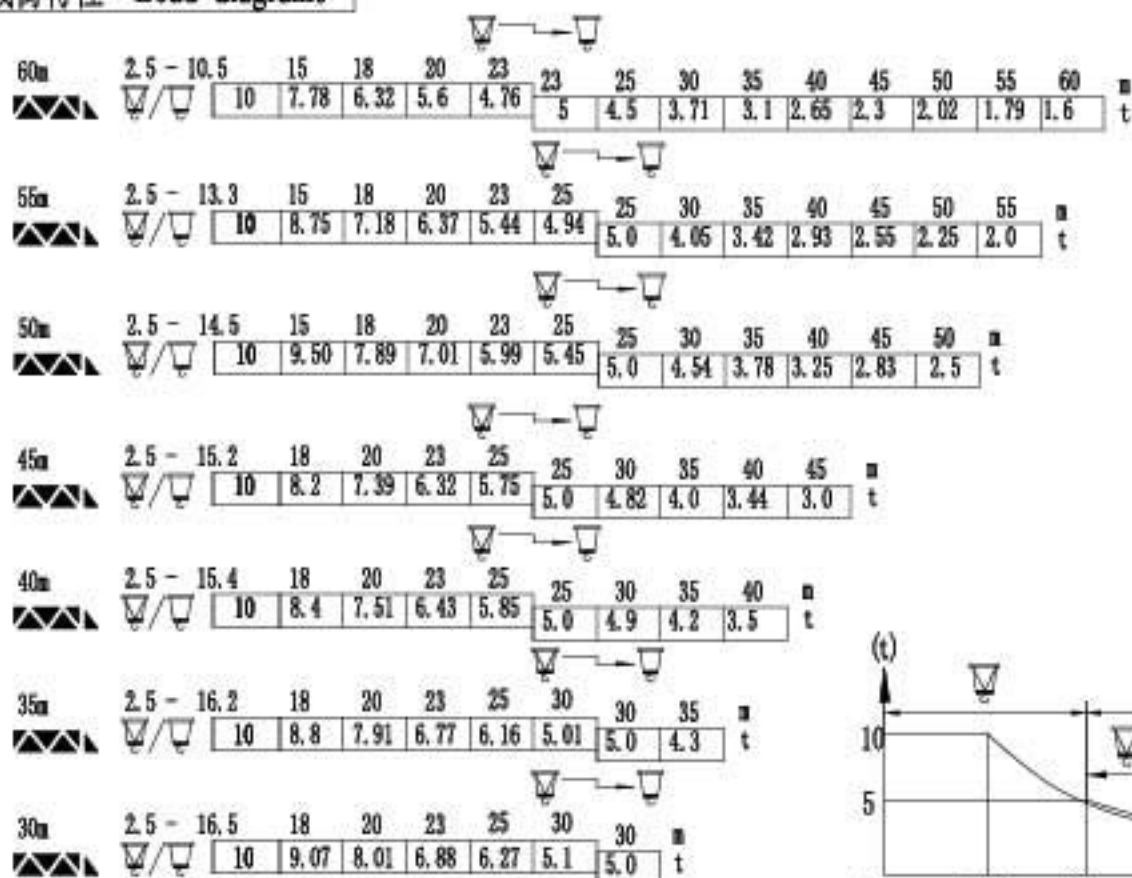


TOWER CRANE



通过 ISO 9001 国际质量体系认证  
Our products have been awarded of ISO9001

### 载荷特性 Load diagrams



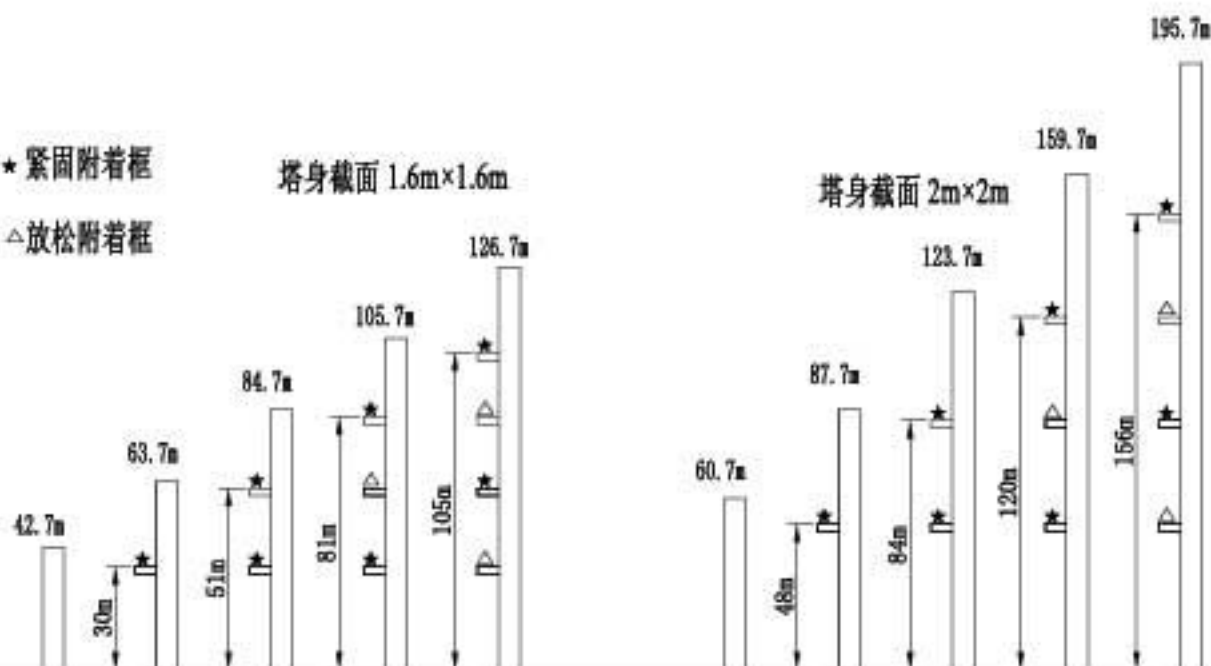
### Stationary anchorage height

★ 紧固附着框

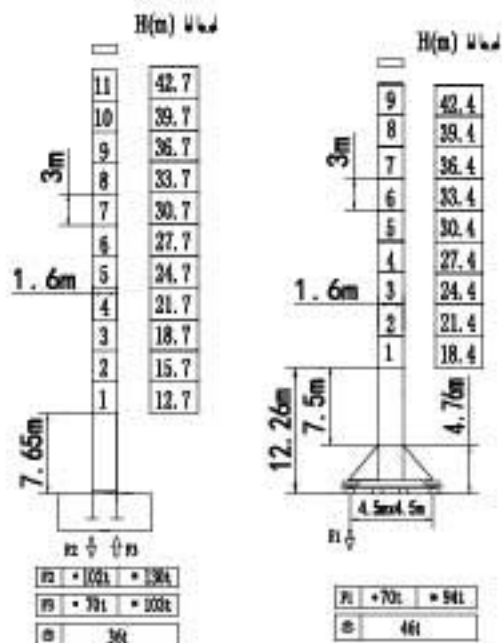
△ 放松附着框

塔身截面 1.6m×1.6m

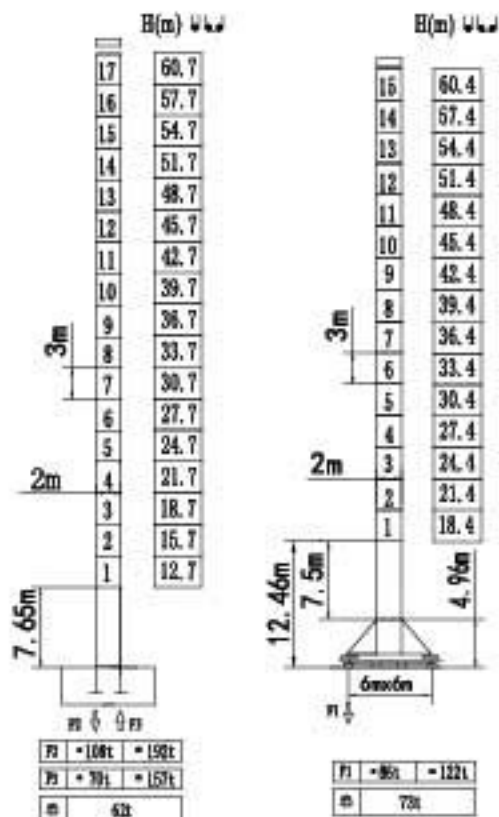
塔身截面 2m×2m



塔身截面 Mast 1.6mx1.6m

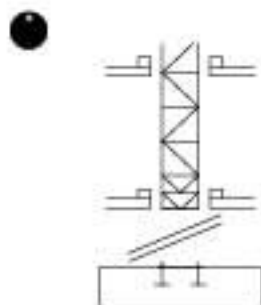


塔身截面 Mast 2.0mx2.0m



F 反力 Reactions	<ul style="list-style-type: none"> <li>● 工作状态 in service</li> <li>■ 非工作状态 Out of service</li> </ul>	⊕ 自重 Self-load	不带载荷及配重 最大臂长及标准 高度时的自重 Without load and ballast With longest jib and Free standing height
----------------	---	----------------	--

## 可变换的其它安装方式 Mounting possibilities



● 同我们协商  
Consult us

## 机构特性 Mechanisms specification

			吊钩		吊钩		卷筒	电机 (kw)	
			m/min	t	m/min	t			
起升 Hoisting	▲ ▼	37LVF25	72.2	2.1	36.1	4.6	500m	37	
			54.1	3.1	27.0	6.4			
			36.1	5.0	18.0	10.0			
变幅 Trolleying	◀ ▶	4T3V4	7.5/28/57				95Nm		
		4DVF	0-57m/min				4		选择型 Optional winch
回转 Slewing	◎	RCV95	0-0.7 rpm				2×95Nm		
		5.5SVF	0-0.7 rpm				2×5.5		选择型 Optional winch
行走 Travelling	◀ ▶	4TRVF	0-12 m/min				4×4		
电源 Mains supply					380V/50HZ 440V/60HZ				
供电容量 Necessary electric power					75 KVA				

以上参数可按用户要求配置

执行标准 Voluntary Standards: GB/T13752

The related parameters could be configured according to clients requests

### 塔机配重表 Crane ballast

塔身高度	配重臂长度	配重重量
60m	L=14.5m	15.8 t
55m	L=14.5m	13.0 t
50m	L=14.5m	13.0 t
45m	L=14.5m	12.4 t
40m	L=14.5m	10.8 t
35m	L=14.5m	9.2 t
30m	L=14.5m	7.8 t

### 运输 Shipping

塔身高度 (m)	集装箱数量 Container QTY	塔身			
		FR	40' OP	40' EQ	20' GP
L46A 42.7					
L68A 60.7					

#### Contract Information:

Tel:0086-24-88901098 Fax:0086-24-88095022

Email:info@cn-zcjj.com

Office Address:308 room,Fengjingruige building,  
code 256,Dongbei damalu,Dadong District,Shenyang,  
China

Post Code:110044

Factory Address:The north of Huanggu Industry,  
Shenyang City,Liaoning Province,China.

Website:www.zcjjtowercrane.com

沈阳正创建筑机械有限公司

联系方式:

电话:024-88901098

传真:024-88095022

邮箱:info@cn-zcjj.com

地址:沈阳市大东区东北大马路256号