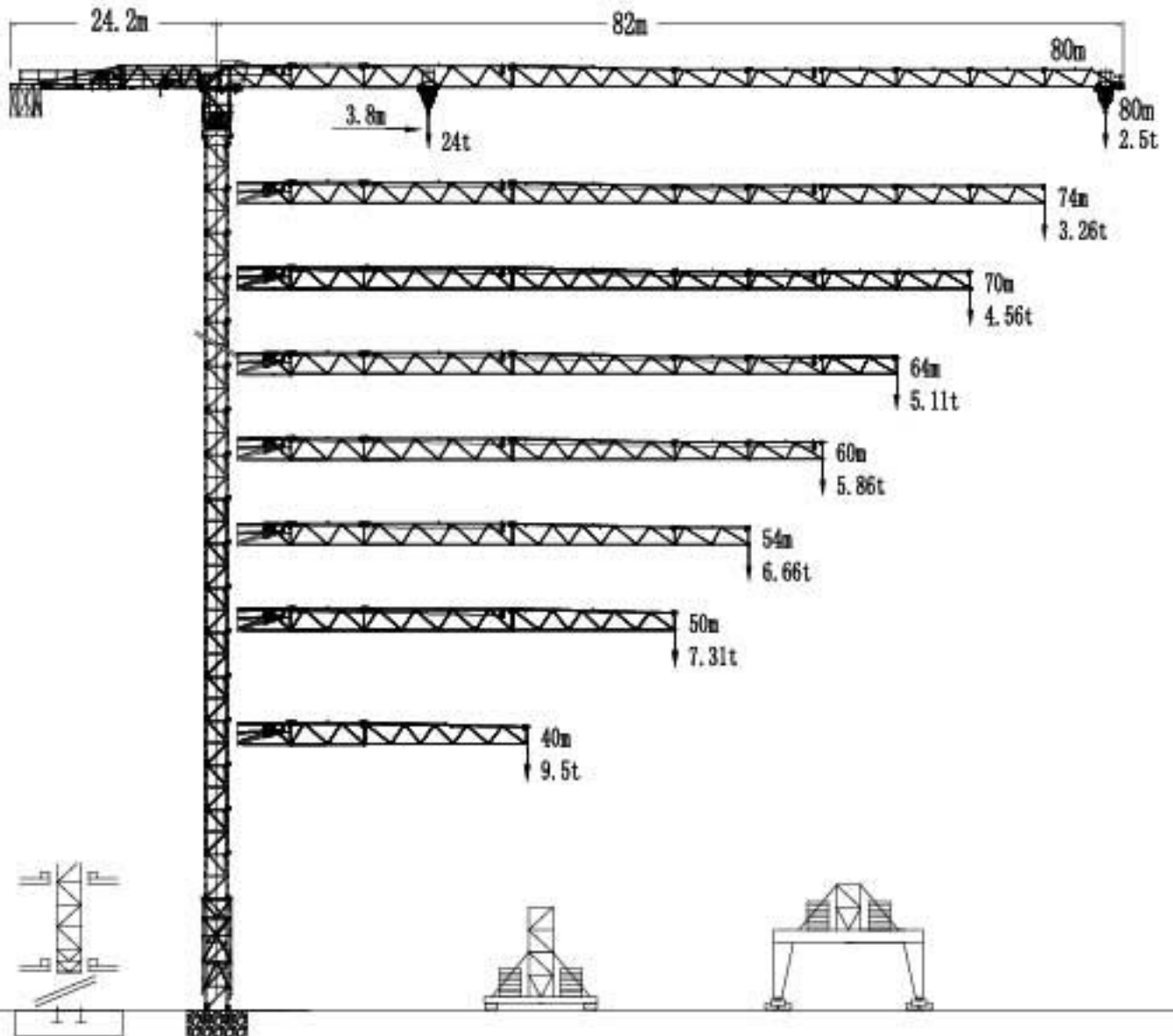


















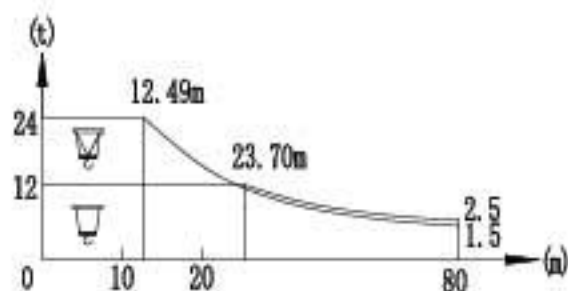
TOWER CRANE



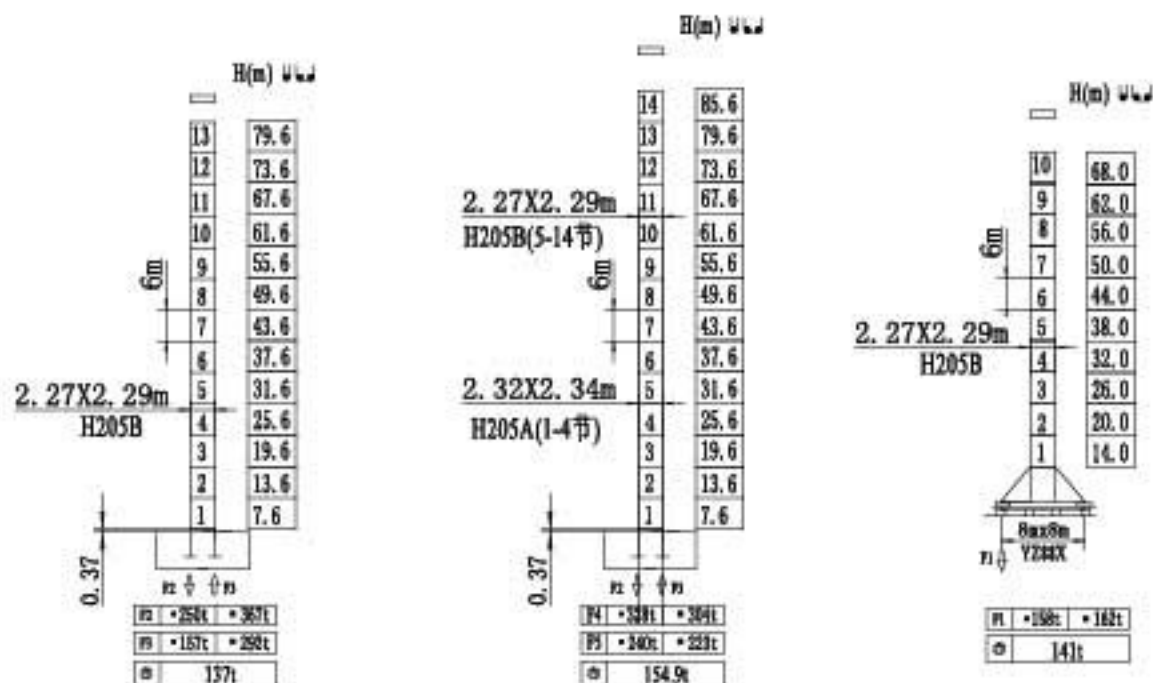
通过 ISO9001 国际质量体系认证
Our products have been awarded of ISO9001

载荷特性 Load diagrams

JIB		Max.load		Jib Reach									
		t	m	30	40	44	50	54	60	64	70	74	80
80m		12.00	23.70	9.12	6.46	5.74	4.89	4.42	3.85	3.53	3.11	2.87	2.50
		24.00	12.49	8.13	5.47	4.75	3.89	3.43	2.85	2.53	2.11	1.87	1.50
74m		12.00	28.92	11.47	7.98	7.03	5.91	5.30	4.54	4.12	3.57	3.26	
		24.00	15.57	10.47	6.98	6.03	4.91	4.30	3.54	3.12	2.57	2.26	
70m		12.00	31.24	12.00	9.02	8.07	6.93	6.31	5.54	5.11	4.56		
		24.00	16.30	11.58	8.03	7.07	5.93	5.31	4.54	4.11	3.56		
64m		12.00	31.24	12.00	9.02	8.07	6.93	6.31	5.54	5.11			
		24.00	16.30	11.58	8.03	7.07	5.93	5.31	4.54	4.11			
60m		12.00	31.24	12.00	9.17	8.26	7.18	6.59	5.86				
		24.00	16.30	11.78	8.29	7.35	6.22	5.62	4.86				
54m		12.00	32.65	12.00	9.50	8.50	7.31	6.66					
		24.00	17.01	12.22	8.50	7.50	6.31	5.66					
50m		12.00	32.65	12.00	9.50	8.50	7.31						
		24.00	17.01	12.22	8.51	7.51	6.31						
40m		12.00	32.65	12.00	9.50								
		24.00	17.01	12.22	8.50								

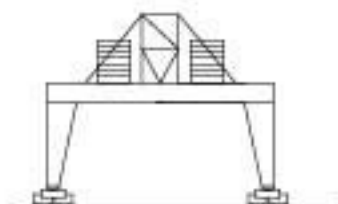
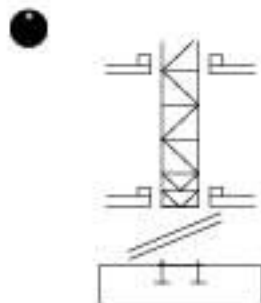


塔身截面 Mast size



F 反力 Reactions	<ul style="list-style-type: none"> ● 工作状态 in service ■ 非工作状态 Out of service 	<ul style="list-style-type: none"> ⊙ 自重 Self-load 	不带载荷及配重 最大臂长及标准 高度时的自重 Without load and ballast With longest jib and Free standing height
----------------	---	--	--

可变换的其它安装方式 Mounting possibilities



● 同我们协商
Consult us

机构特性 Mechanisms specification

			☐		☐		🔌	电机 (kw)	
			m/min	t	m/min	t			
起升 Hoisting	▲ ● ▼	90LVF60	38	12.0	19	24.0	550m	90	
		90LVF60B	46	10.0	23	20.0			
			72	4.0	36	8.0			
变幅 Trolleying	◀■▶	11DVF10	0-65m/min				11		
回转 Slewing	⊙	7.5RFCV	0-0.8 rpm				3×7.5		
行走 Travelling	⏏	RT	12.5-25m/min				6×2.6/5.2		
电源 Mains supply					380V/50HZ 440V/60HZ				
供电容量 Necessary electric power					180 KVA				

以上参数可按用户要求配置

执行标准 Voluntary Standards: GB/T13752

The related parameters could be configured according to clients requests

Contract Information:

Tel:0086-24-88901098 Fax:0086-24-88095022

Email:info@cn-zcjj.com

Office Address:308 room,Fengjingruige building,
code 256,Dongbei damalu,Dadong District,Shenyang,
China

Post Code:110044

Factory Address:The north of Huanggu Industry,
Shenyang City,Liaoning Province,China.

Website: www.zcjjtowercrane.com

沈阳正创建筑机械有限公司

联系方式:

电话: 024-88901098

传真: 024-88095022

邮箱: info@cn-zcjj.com

地址: 沈阳市大东区东北大马路256号