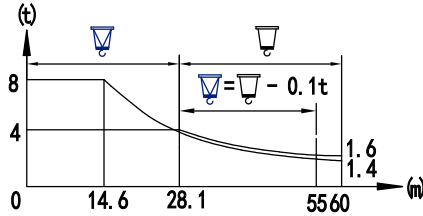
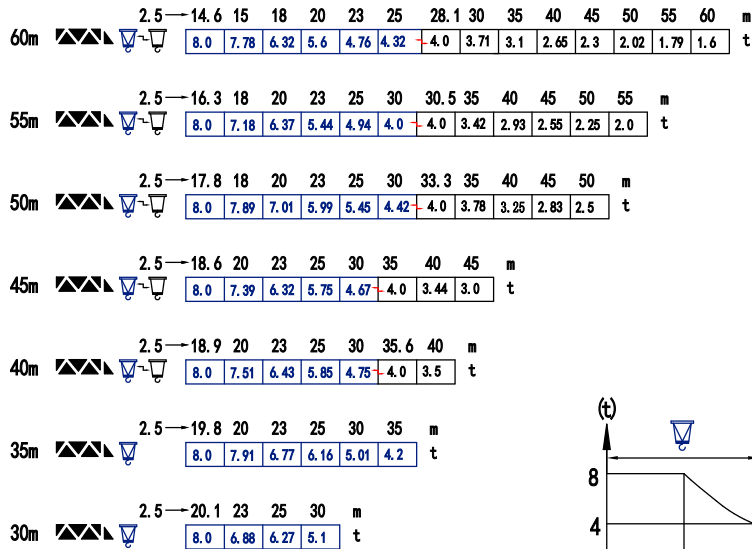


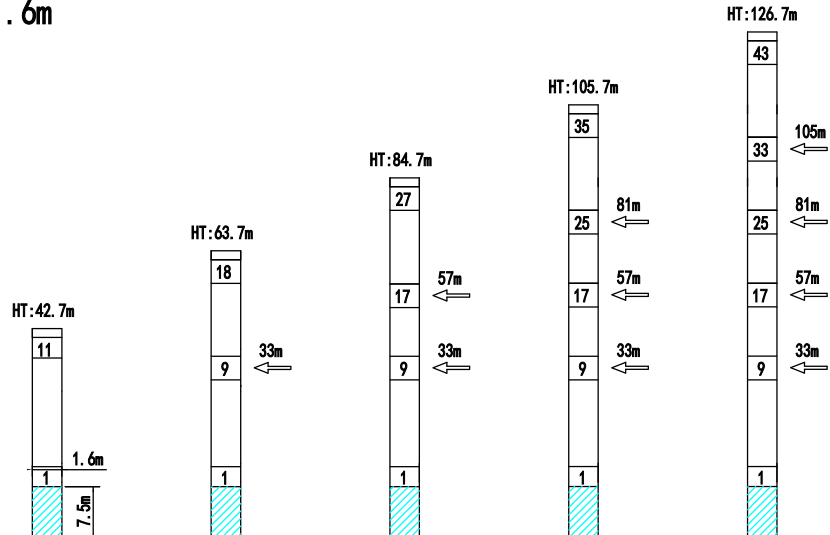
载荷特性 Load diagrams



标准小车可使用2/4倍绳率。(使用四倍绳率时, 应从二倍率的载荷中减去0.1吨)
Standard trolley 2/4 fall. (When using subtract 0.1t from the loads)

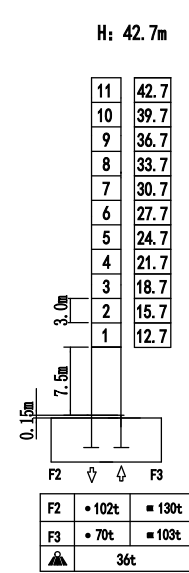
附着 Anchorages

1.6m x 1.6m



塔身截面 Mast

1.6m x 1.6m



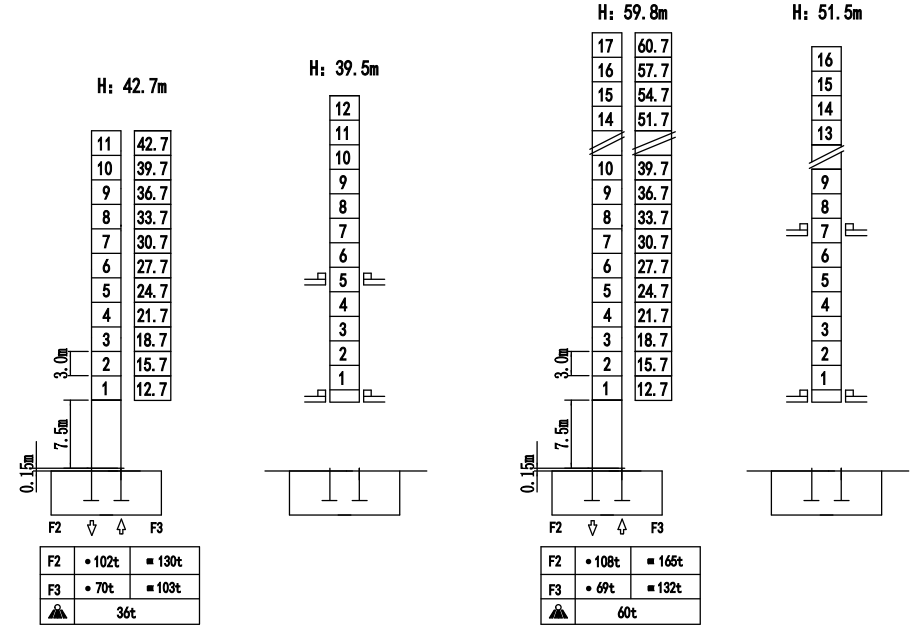
F 反力 Reactions

• 工作状态 in service
■ 非工作状态 Out of service

自重 Self-load
不带载荷及配重 最大臂长及标准高度时的自重 Without load and ballast With longest jib and Free standing height

TCT6016-8

2.0m x 2.0m



附着 Anchorages

2.0m x 2.0m

