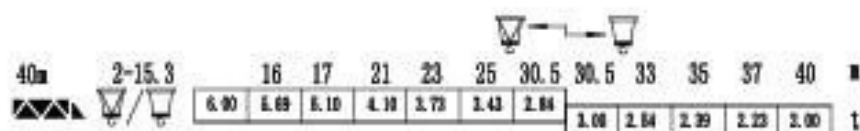
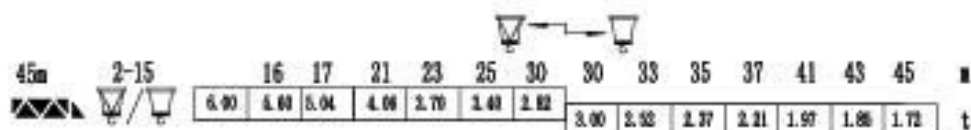
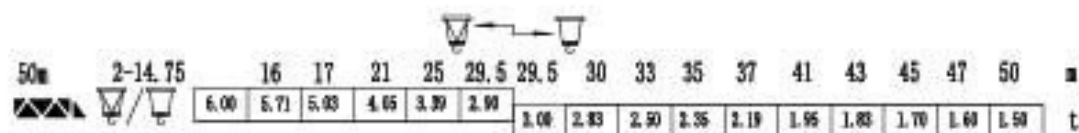
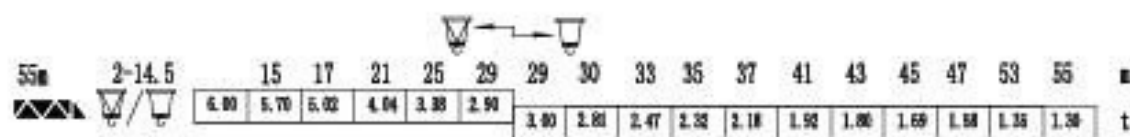





载荷特性 Load diagrams

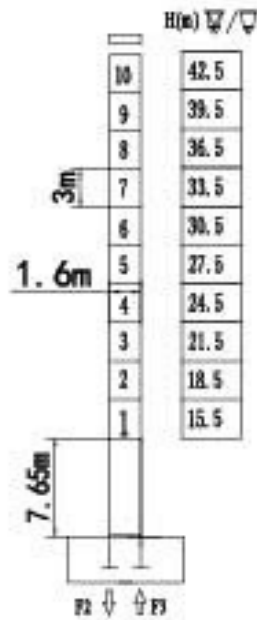


标准小车可使用2/4倍绳率。(使用四倍绳率时,应从二倍率的载荷中减去0.1吨)
Standard trolley 2/4 fall.(When using  subtract 0.1t from the loads )

塔机配重表 Crane ballast

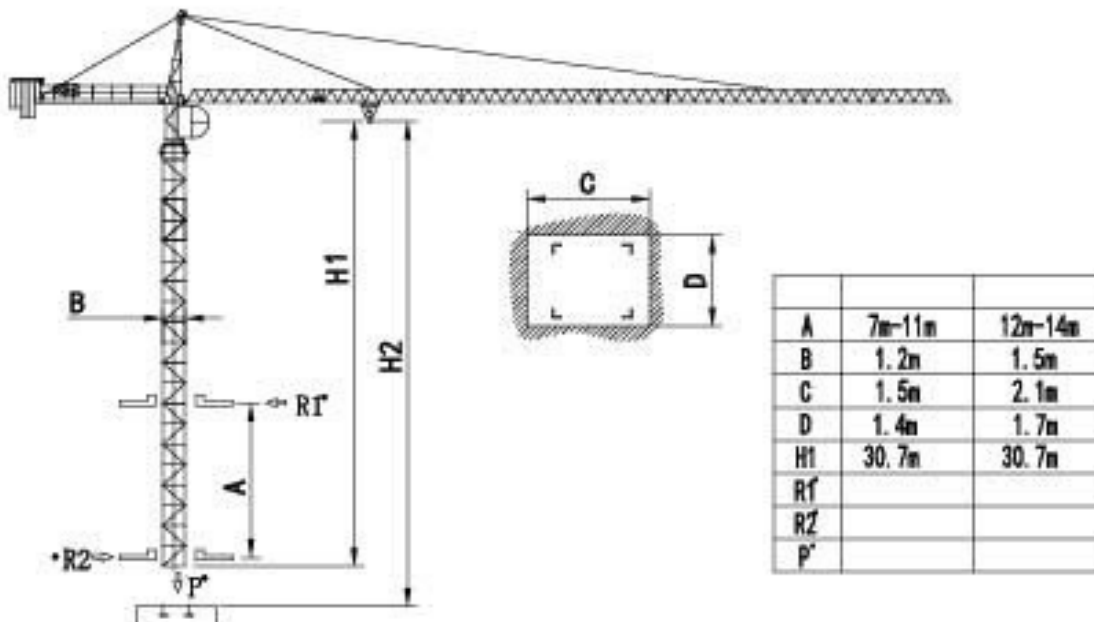
		
55m	L=12.31m	12t
50m	L=12.31m	12t
45m	L=12.31m	1t
40m	L=12.31m	8.8t
35m	L=12.31m	6.6t

塔身截面 Mast 1.6mx1.6m










F 反力 Reactions	• 工作状态 in service	自重 Self-load	不带载荷及配重 Without load and ballast
	■ 非工作状态 Out of service		最大臂长及标准高度时的自重 With longest jib and Free standing height

内爬塔机 Climbing crane



机构特性 Mechanisms specification

起升 Hoisting											电机 (kw)
				m/min							
18LPC13			m/min	6.8	32	64	3.4	16	32	360m	18.6
			t	2.6	2.6	1.3	5	5	2.6		
18LPC15			m/min	6.8	32	64	3.4	16	32	360m	18.6
			t	3	3	2	6	6	3		
变幅 Trolleying		4DPC2	m/min	15-58						4.0	
		2DPC2	m/min	40-20						2.4/1.5	
回转 Slewing		4RFT5	r/min	0-0.8						4kw	
		65RCV6	r/min	0-0.8						65Nm	选择型 Optional winch
行走 Travelling		TVD324	m/min	26						2X2.9	
电源 Mains supply				400V (+6% -10%) /50HZ							
供电容量 Necessary electric power				25PC 30 KVA							

以上参数可按用户要求配置

执行标准 Voluntary Standards: GB/T13752

The related parameters could be configured according to clients requests

Contract Information:

Tel:0086-24-88901098 Fax:0086-24-88095022
 Email:info@cn-zcjj.com
 Office Address:308 room,Fengjingruige building,
 code 256,Dongbei damalu,Dadong District,Shenyang,
 China
 Post Code:110044
 Factory Address:The north of Huanggu Industry,
 Shenyang City,Liaoning Province,China.
 Website: www.zcjjtowercrane.com

沈阳正创建筑机械有限公司

联系方式:

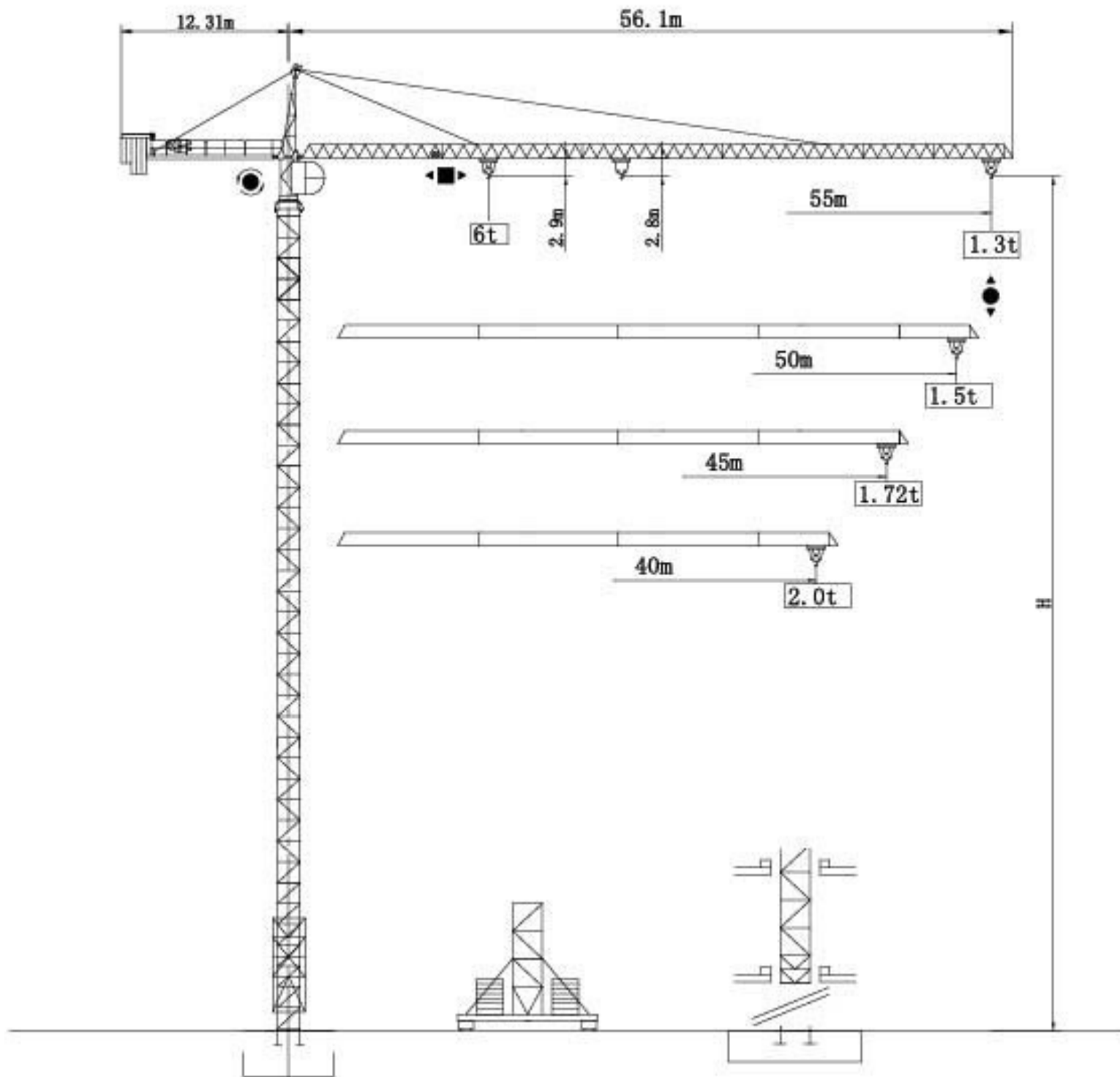
电话: 024-88901098

传真: 024-88095022

邮箱: info@cn-zcjj.com

地址: 沈阳市大东区东北大马路256号

TOWER CRANE



通过 ISO 9001 国际质量体系认证
Our products have been awarded of ISO9001