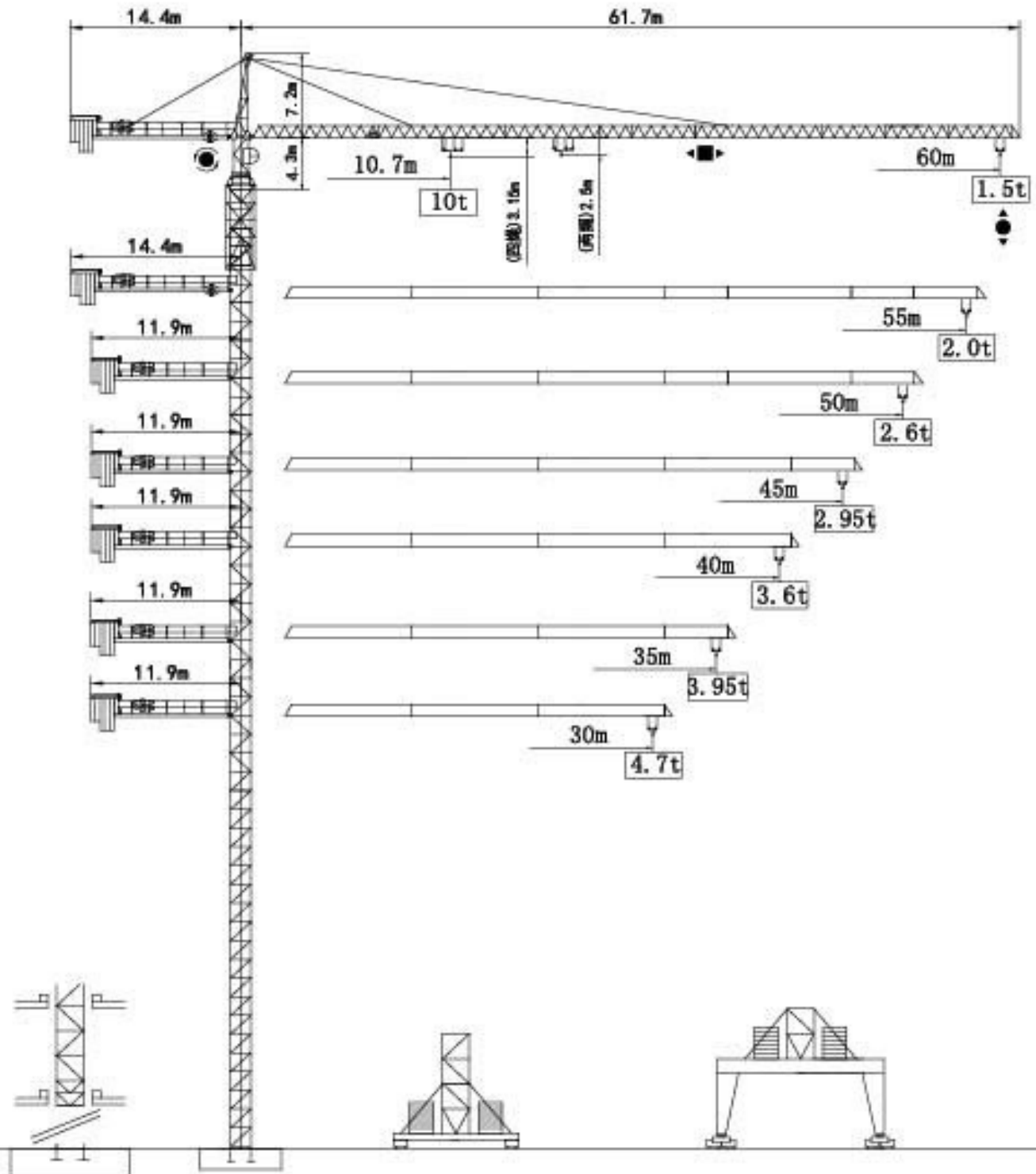
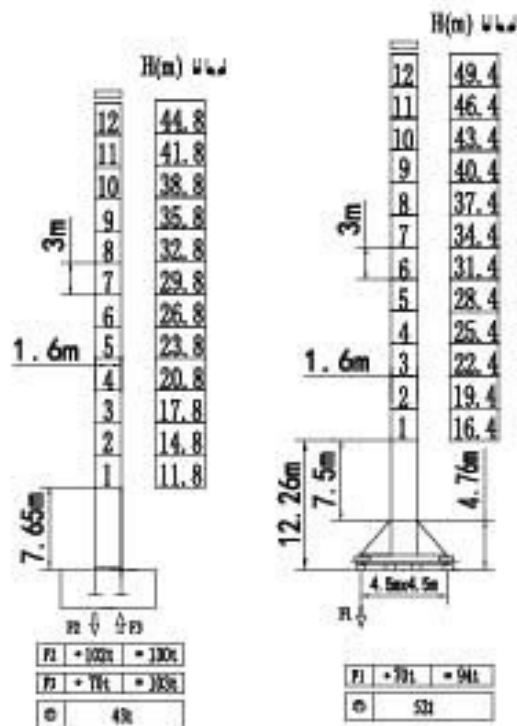


TOWER CRANE

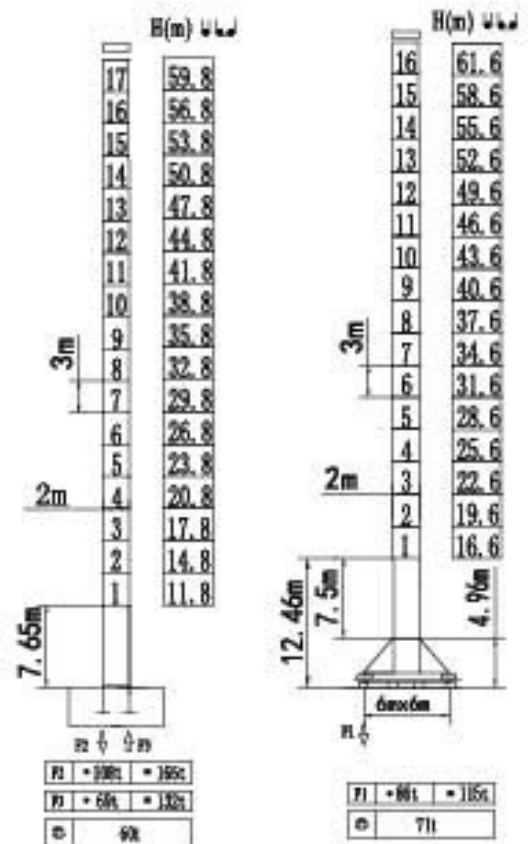


通过 ISO 9001 国际质量体系认证
Our products have been awarded of ISO9001

塔身截面 Mast 1.6mx1.6m



塔身截面 Mast 2.0mx2.0m



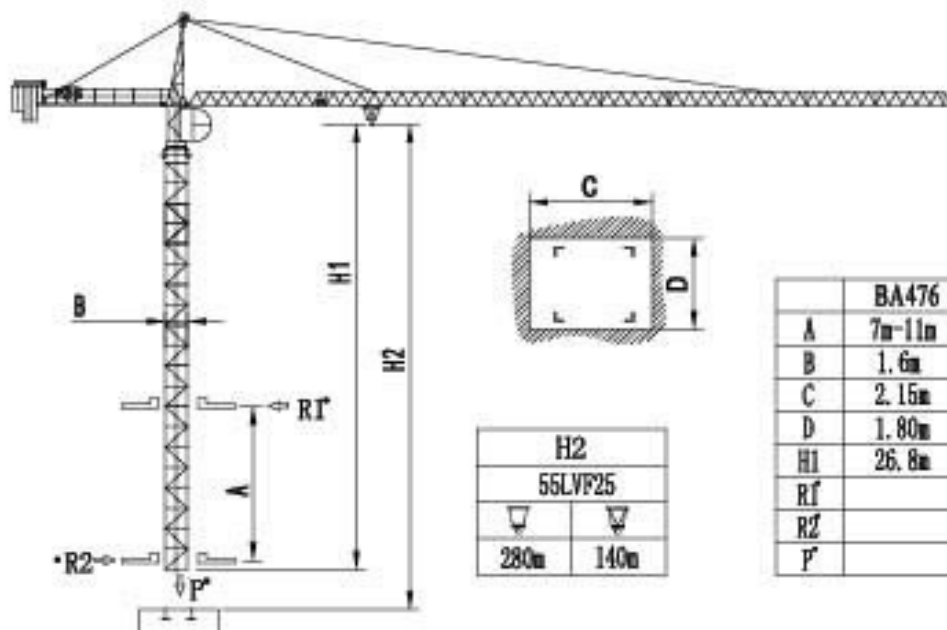
F 反力 Reactions

- 工作状态 in service
- 非工作状态 Out of service








⊙ 自重 Self-load

不带载荷及配重 Without load and ballast
最大臂长及标准 With longest job and
高度时的自重 Free standing height

内爬塔机 Climbing crane



	BA476	BA479	BA675
A	7m-11m	12m-14m	16m-21m
B	1.6m	1.6m	2m
C	2.15m	2.31m	2.58m
D	1.80m	1.77m	2.17m
H1	26.8m	43.3m	53.6m
R1			
R2			
P			




机构特性 Mechanisms specification										
起升 Hoisting		70RCS25						电机 (kw)		
			m/min	t	m/min	t				
		45LVF25	0-40	5.0	0-20	10.0	486m	51.5		选择型 Optional winch
			0-80	2.5	0-40	5.0				
			600m	0-36	5.0	0-21	10.0	45		
				0-72	2.5	0-42	5.0			
0-108	1.25	0-54	2.5							
变幅 Trolleying		4T3V4	7.5/28/57				95Nm			
		4TVF	0-55m/min				4	选择型 Optional winch		
回转 Slewing		RCV95	0-0.7 rpm				2x95Nm			
		5.5SVF	0-0.7 rpm				2x5.5	选择型 Optional winch		
行走 Travelling		4TRVF	0-12 m/min				4x4			
电源 Mains supply			380V/50HZ 440V/60HZ							
供电容量 Necessary electric power			90 KVA							

以上参数可按用户要求配置

执行标准 Voluntary Standards: GB/T13752

The related parameters could be configured according to clients requests

塔机配重表 Crane ballast

		
60m	L=14.4m	15.5 t
55m	L=14.4m	14.8 t
50m	L=11.9m	16.1 t
45m	L=11.9m	14.8 t
40m	L=11.9m	13.6 t
35m	L=11.9m	10.5 t
30m	L=11.9m	9.3 t

运输 Shipping

塔身 Tower	高度(m) H(m)	集装箱数量 Container QTY			
		FR	40' GP	40' HQ	20' GP
L46A	44.8				
L68A	59.8				

Contract Information:

Tel:0086-24-88901098 Fax:0086-24-88095022

Email:info@cn-zcjj.com

Office Address:308 room,Fengjingruige building,
code 256,Dongbei damalu,Dadong District,Shenyang,
China

Post Code:110044

Factory Address:The north of Huanggu Industry,
Shenyang City,Liaoning Province,China.

Website: www.zcjjtowercrane.com

沈阳正创建筑机械有限公司

联系方式:

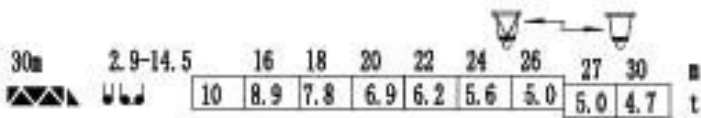
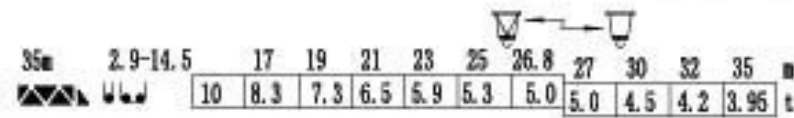
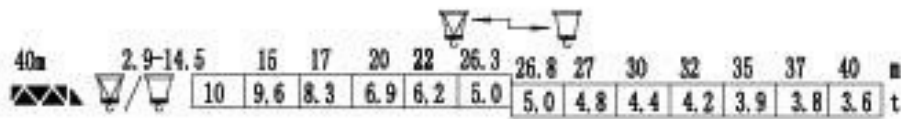
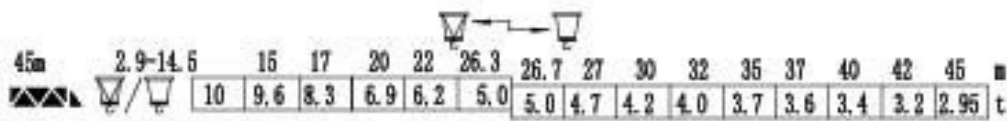
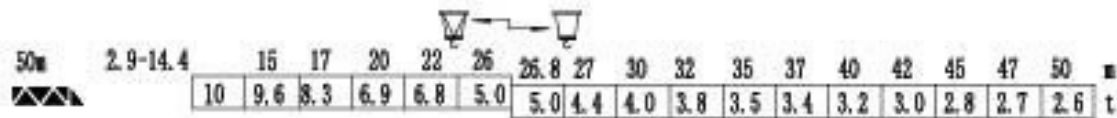
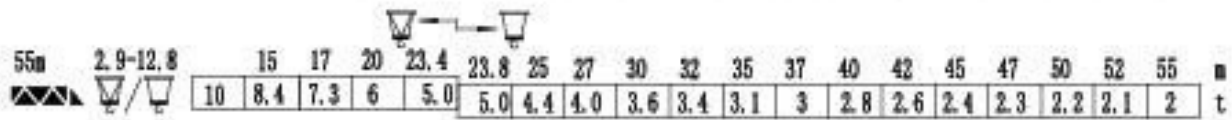
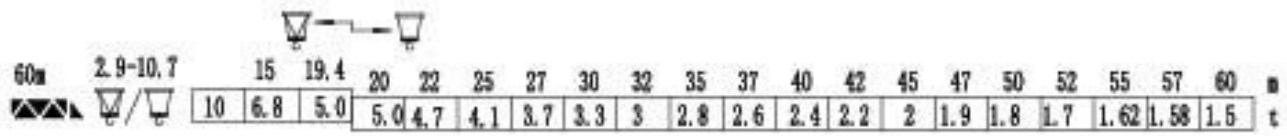
电话: 024-88901098

传真: 024-88095022

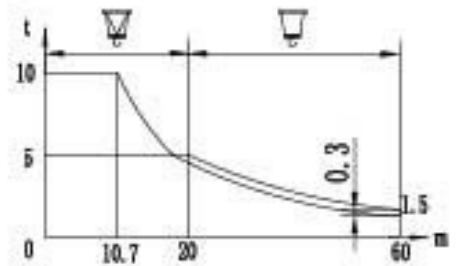
邮箱: info@cn-zcjj.com

地址: 沈阳市大东区东北大马路256号

载荷特性 Load diagrams



$$\nabla = \square - 0.3t$$



标准小车可使用2/4倍绳率。(使用四倍绳率时,应从二倍率的载荷中减去0.3吨)
Standard trolley 2/4 fall.(When using ∇ subtract 0.3t from the loads \square)

Stationary anchorage height

★ 紧固附着框

△ 放松附着框

