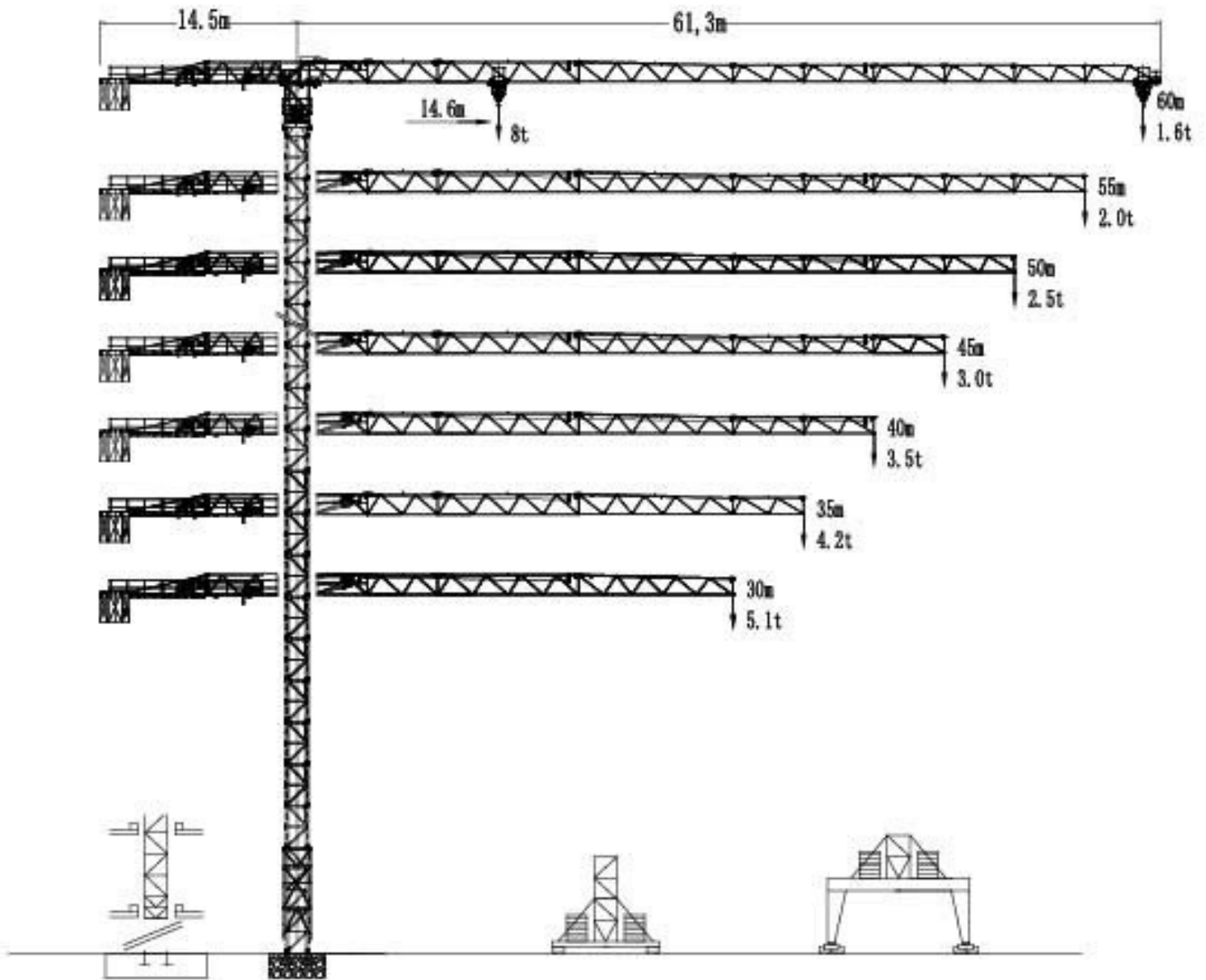
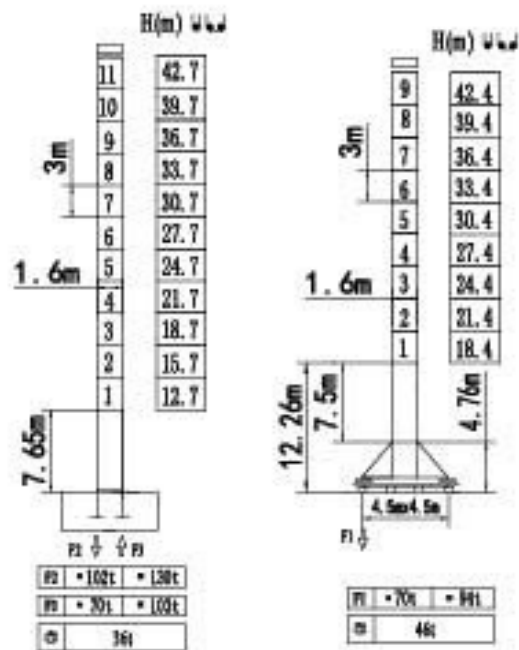


TOWER CRANE

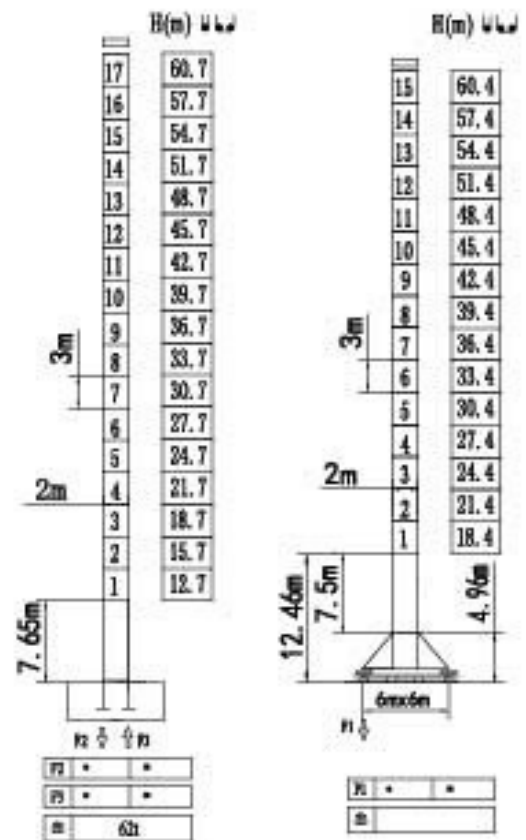


通过 ISO 9001 国际质量体系认证
Our products have been awarded of ISO 9001

塔身截面 Mast 1.6mx1.6m



塔身截面 Mast 2.0mx2.0m



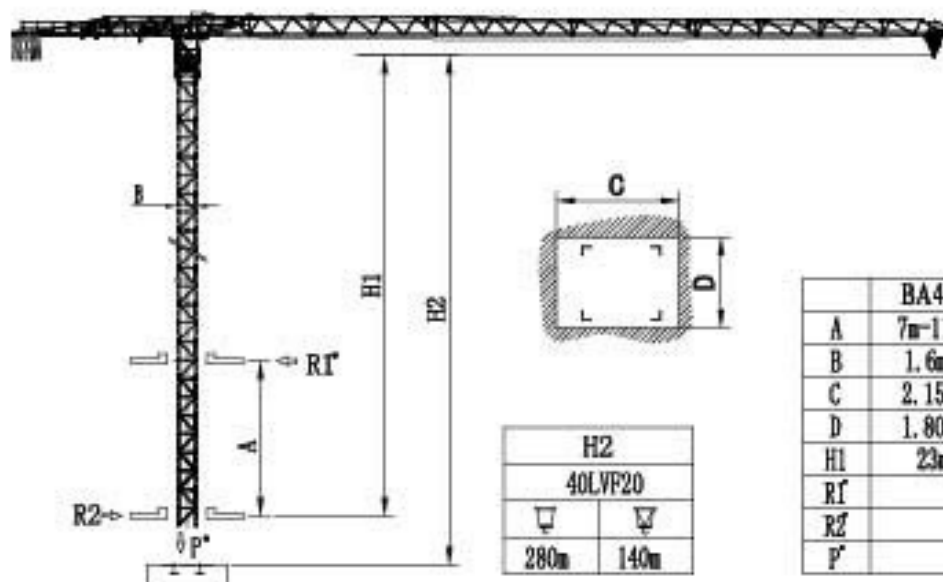
F 反力 Reactions

- 工作状态 in service
- 非工作状态 Out of service

⊕ 自重 Self-load









不带载荷及配重 Without load and ballast
最大臂长及标准 With longest jib and
高度时的自重 Free standing height

内爬塔机 Climbing crane



	BA476	BA479	BA675
A	7m-11m	12m-14m	16m-21m
B	1.6m	1.6m	2m
C	2.15m	2.31m	2.58m
D	1.80m	1.77m	2.17m
H1	23m	?	39.5m
R1			
R2			
P			

机构特性 Mechanisms specification




起升 Hoisting								电机 (kw)	选择型 Optional winch
			m/min	t	m/min	t			
		30LVF20	0-40	4.0	0-20	8.0	500m	30	
			0-80	2.0	0-40	4.0			
		40PC20	0-6.5	4.0	0-3.3	8.0	440m	30/30/5.5	
0-35	4.0		0-17.5	8.0					
0-70	2.0		0-35	4.0					
变幅 Trolleying		4T3V4	7.5/28/57			95Nm			
		4DVF	0-57m/min			4		选择型 Optional winch	
回转 Slewing		RCV95	0-0.7 rpm			2×95Nm			
		5.SSVF	0-0.7 rpm			2×5.5		选择型 Optional winch	
行走 Travelling		4TVF	0-30 m/min			4×4			
电源 Mains supply					380V/50HZ 440V/60HZ				
供电容量 Necessary electric power					65 KVA				

以上参数可按用户要求配置

执行标准 Voluntary Standards: GB/T13752

The related parameters could be configured according to clients requests

塔机配重表 Crane ballast

		
60m	L=14.5m	15.8 t
55m	L=14.5m	13.0 t
50m	L=14.5m	13.0 t
45m	L=14.5m	12.4 t
40m	L=14.5m	10.8 t
35m	L=14.5m	9.2 t
30m	L=14.5m	7.8 t

运输 Shipping

塔身 Tower	高度 (m) HH(m)	集装箱数量 Container QTY			
		FR	40' OP	40' HQ	20' GP
L46A	42.7			5	1
L68A	60.7			6	1

Contract Information:

Tel:0086-24-88901098 Fax:0086-24-88095022

Email:info@cn-zcjj.com

Office Address:308 room,Fengjingruige building,
code 256,Dongbei damalu,Dadong District,Shenyang,
China

Post Code:110044

Factory Address:The north of Huanggu Industry,
Shenyang City,Liaoning Province,China.

Website: www.zcjjtowercrane.com

沈阳正创建筑机械有限公司

联系方式:

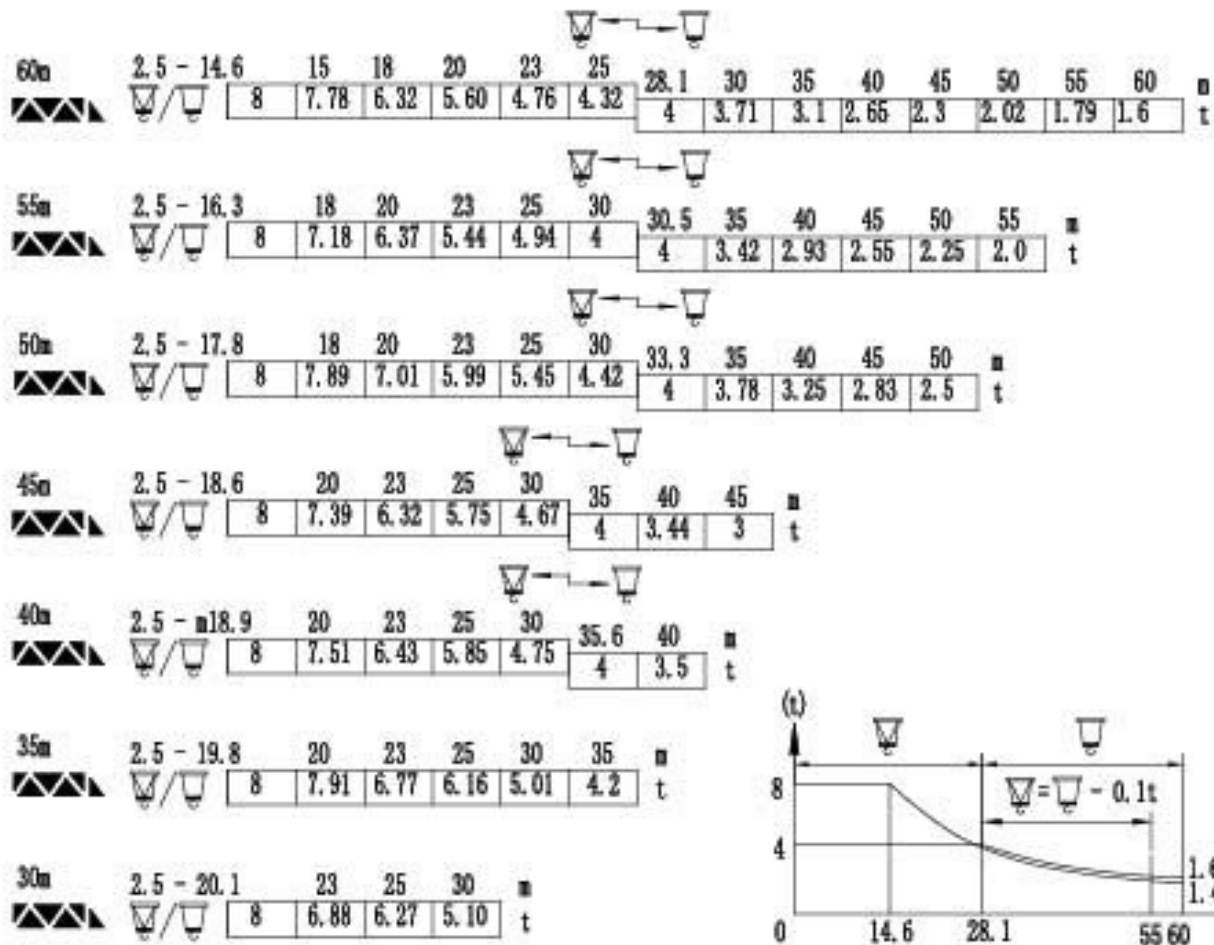
电话: 024-88901098

传真: 024-88095022

邮箱: info@cn-zcjj.com

地址: 沈阳市大东区东北大马路256号

载荷特性 Load diagrams



标准小车可使用2/4倍绳率。(使用四倍绳率时, 应从二倍率的载荷中减去0.1吨)
Standard trolley 2/4 fall. (When using ∇ subtract 0.1t from the loads \cup)

Stationary anchorage height

